

Patient Frequently Asked Questions

Table of Contents

I'm interested in Acessa, what is next? 3

1. How can I find a physician?
2. There are no physicians in my area who offer Acessa, what should I do?
3. Is the Acessa procedure offered outside the U.S.?
4. Can my current physician do the Acessa Procedure if he or she is not on your list?

Is the Acessa procedure covered by insurance? 4

5. Is the Acessa procedure covered by insurance?
6. How can I check if Acessa is covered by my insurance carrier?
7. If Acessa is covered by my insurance carrier, how much will it cost?
8. If Acessa is not covered by my insurance, is there an appeals process?
9. Is there a self-pay option? How much does self-pay cost?

Who is a candidate for the procedure? 5

10. What are the indications and contraindications for the procedure?
11. What are the warnings regarding patient candidacy for the procedure?
12. Can Acessa treat large fibroids?
13. Is there a limit to the number or quantity of fibroids that can be treated?
14. Can Acessa be used to treat any type of fibroid in any location?
15. How can I figure out what types of fibroids I have?
16. Is there an age limit?
17. Is Acessa recommended for women who want to have future pregnancies?

What is the procedure? 7

18. What is the Acessa Procedure?
19. What should I expect the day of the Acessa Procedure?
20. What makes Acessa, Acessa?
21. If the fibroids are not physically removed, how does Acessa work?
22. What happens to the fibroid? How much do they shrink?
23. What does "laparoscopic" mean?
24. Am I asleep during the Acessa procedure?
25. Can the Acessa procedure be performed in the office?

26. How long does the Acesa procedure take?

27. Is the Acesa procedure painful?

What information is available about the procedure?

10

28. How safe is the Acesa procedure? Is it clinically proven?

29. What is the difference between Uterine Artery Embolization (UAE) and Acesa?

30. What is the difference between Myomectomy vs. Acesa?

What are the typical results?

11

31. What are the typical results from the Acesa procedure?

32. When will patients feel symptom relief after the Acesa procedure?

Why haven't I heard about the Acesa procedure before?

12

33. How long has this option been available, why has my doctor never heard of it?

34. Are there clinical studies I can join?

I'm interested in Acessa, what is next?

1. How can I find a physician?

Find a physician who offers Acessa on the Acessa website, then call the office to schedule an initial consultation (mention Acessa (“Assess-uh”) on the phone call). During your appointment, discuss whether Acessa is a fibroid treatment option that’s right for you. Your physician’s office can help you determine insurance coverage or discuss self-pay options.

If you have trouble scheduling an appointment with an Acessa trained physician, you can also reach us at info@accessahealth.com.

2. There are no physicians in my area who offer Acessa, what should I do?

Many insurance companies and Medicaid carriers cover the procedure.

We understand that some patients have received incorrect information from insurance call centers. We suggest scheduling an appointment with an Acessa trained physician to discuss whether the procedure is appropriate for you. If Acessa is a match for your fibroid treatment, then your physician’s office will request insurance approval in advance by submitting a pre-authorization request.

3. Is the Acessa procedure offered outside the U.S.?

Minimally invasive gynecologic surgeons across the United States offer the procedure. You can find contact information for surgeons offering the procedure on the Acessa Health website: www.acesaprocedure.com

4. Can my current physician do the Acessa Procedure if he or she is not on your list?

Most patients choose to see an Acessa experienced physician for their surgery, and then they return to their original OB/GYN for ongoing care. If your physician’s practice is interested to offer the Acessa procedure in your community, specific information is available via info@accessahealth.com

Is the Acesa procedure covered by insurance?

5. Is the Acesa procedure covered by insurance?

Many insurance companies and Medicaid carriers cover the procedure.

We understand that some patients have received incorrect information from insurance call centers. We suggest scheduling an appointment with an Acesa trained physician to discuss whether the procedure is appropriate for you. If Acesa is a match for your fibroid treatment, then your physician's office will request insurance approval in advance by submitting a pre-authorization request.

6. How can I check if Acesa is covered by my insurance carrier?

Laparoscopic radiofrequency ablation (Lap-RFA, also known as the "Acesa procedure") is becoming a covered benefit by more insurance companies.

To check if your insurance company covers the procedure, contact our Insurance Support Line at 1-866-473-4895 or email us at Insurance@AcessaHealth.com. The CPT code for the procedure is 58674.

7. If Acesa is covered by my insurance carrier, how much will it cost?

Every benefit plan is different. Your insurance company and the physician's office are the best resources to provide a price quote.

8. If Acesa is not covered by my insurance, is there an appeals process?

Yes. Patients whose insurance companies do not yet cover the procedure have options to challenge a negative prior authorization decision. To understand more about the appeals process, contact our Insurance Support Line at 1-866-473-4895 or email Insurance@AcessaHealth.com.

9. Is there a self-pay option? How much does self-pay cost?

Yes, there are physicians who offer cash, self-pay options at ambulatory surgery centers (e.g., typically less expensive than hospitals). The Acesa patient hotline can help you identify physicians who offer self-pay options.

Based on data on file, the typical range is \$9,000 - \$15,000. Cost varies by physician, location (hospital or surgery center) and region. The best way to get self-pay pricing information is to call your physician's office and request quote information. For some offices, an initial consult is needed before the office can provide a price quote.

Who is a candidate for the procedure?

10. What are the indications and contraindications for the procedure?

Indications and contraindications are listed directly from Acesa ProVu system User manual (Instructions for Use, IFU) which was approved with the FDA 510k submission. For the most recent version of the contraindications, indications and warnings, clinicians can request the IFU from medical affairs via www.acesaprocedure.com

Indications for use: The Acesa ProVu System is indicated for use in percutaneous, laparoscopic coagulation and ablation of soft tissue, including treatment of symptomatic uterine fibroids under laparoscopic ultrasound guidance.

Contraindications:

- Patients who are not candidates for laparoscopic surgery (e.g. patients with known or suspected intra-abdominal adhesions that would interfere with safe use of the Handpiece).
 - Uterus adherent to pelvic tissue or viscera.
 - Non-uterine pelvic mass.
 - Acesa ProVu System's guidance system is not intended for diagnostic use.
 - The Acesa ProVu System's guidance system may not be used to guide the tip of the Handpiece once the tip has penetrated the uterine serosa.
 - Ultrasound visualization must be used during fibroid penetration and treatment.
-

11. What are the warnings regarding patient candidacy for the procedure?

Warnings are listed directly from Acesa ProVu system User manual (Instructions for Use, IFU) which was approved with the FDA 510k submission. For the most recent version of the contraindications, indications and warnings, clinicians can request the IFU from medical affairs via www.acesaprocedure.com. There are additional warnings in the IFU, the ones listed here are in regards to patient candidacy for the procedure. Reference IFU for full list of warnings.

- Insufficient data exist on which to evaluate the safety and effectiveness of Acesa procedure in women who plan future pregnancy. Therefore, the Acesa procedure is not recommended for women who are planning future pregnancy.
- The safety and effectiveness of the Acesa procedure has not been evaluated in women with uterine size >14 weeks.
- Uterine tissue may contain unsuspected cancer, particularly in patients who are peri- or post-menopausal. Insufficient data exist on which to evaluate the safety and effectiveness of Acesa procedure for treatment of cancerous uterine tissue. Thoroughly discuss the benefits and risks of all treatments with patients.
- If the patient has a pacemaker, consult the patient's cardiologist prior to this procedure. Using the Acesa ProVu System
- Treatment with the Acesa ProVu System is not recommended for nursing mothers or pregnant women.
- Electrosurgery is not recommended for patients with metal implants near the ablation site or along the RF return path to Pads.
- Treatment of children is limited due to the physical size and placement of Pads with respect to RF ablation site.

12. Can Acesa treat large fibroids?

It is your doctor's decision to decide if he or she can safely and effectively treat your fibroids. The safety and effectiveness of the Acesa procedure has not been evaluated in women with uterine size greater than 14 week¹⁴ (which roughly equates to a single ~9 cm diameter fibroid)^{17,18,19}.

13. Is there a limit to the number or quantity of fibroids that can be treated?

A physician can treat any number of fibroids present³. The number of fibroids that a physician is able to treat in a single procedure may vary. The ability to treat more fibroids thanks to laparoscopic ultrasound imaging can be an advantage of Acesa compared to myomectomy.^{4,12}

14. Can Acesa be used to treat any type of fibroid in any location?

Acesa can be used to treat almost all types of symptomatic uterine fibroids, including subserosal, intramural, transmural, and submucosal.¹ Acesa should not be used on non- uterine masses.

15. How can I figure out what types of fibroids I have?

Typically, physicians determine the type of fibroids and locations using an MRI or transvaginal ultrasound (TVUS) when establishing a diagnosis and treatment plan. If you have already received an MRI or ultrasound, but do not know the type or location of your fibroids we encourage you to ask your doctor for a written list of types, sizes and locations of the fibroids.

16. Is there an age limit?

Most women who seek the surgery are pre-menopausal. Acesa has studied women 25 years and older. The study population included women up to 55 years old.¹ As a reminder, Acesa is a treatment for benign (non-cancerous) symptomatic fibroids. If patients are at risk for cancer or malignancy, Acesa is not the appropriate treatment.

17. Is Acesa recommended for women who want to have future pregnancies?

Insufficient data exists to evaluate the safety and efficacy of the Acesa Procedure for women seeking future pregnancy. Therefore, the Acesa Procedure is not recommended for women who are planning future pregnancy.³ Physicians generally include fertility planning in discussions about fibroid treatment options.

What is the procedure?

18. What is the Acesa Procedure?

The Acesa procedure, also known as laparoscopic radiofrequency ablation (Lap. RFA), is an outpatient procedure (i.e., go home from the surgery the same day) performed under general anesthesia (i.e., patients are asleep during surgery) to treat symptomatic uterine fibroids. It is a minimally invasive alternative to hysterectomy, myomectomy and uterine artery embolization (UAE) for uterine fibroids.⁹ Acesa utilizes radiofrequency ablation (heat) under laparoscopic ultrasound guidance to shrink the fibroid, without disrupting normal uterine tissue.¹⁰ The Acesa procedure allows the physician to treat almost all types of fibroids.^{3,9} See “How does the Acesa procedure work?” for more information on how the procedure works.



19. What should I expect the day of the Acesa Procedure?

Prep and Access - You are prepped and brought into the operating room for anesthesia. Your physician makes small incisions, typically two – one in your belly button and one below your bikini line. He or she inserts a tiny camera through one incision, and an ultrasound into the other. Note: each woman is different, and the procedure may require additional incisions or incisions in different locations depending on the location and size of the fibroids. Using the instruments previously discussed, the surgeon treats each fibroid individually with radiofrequency energy (heat) that is specifically controlled to destroy the fibroid tissue with the goal of leaving the surrounding tissue unharmed.

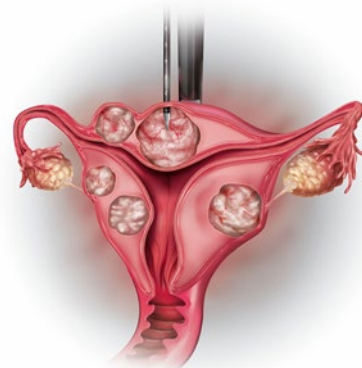
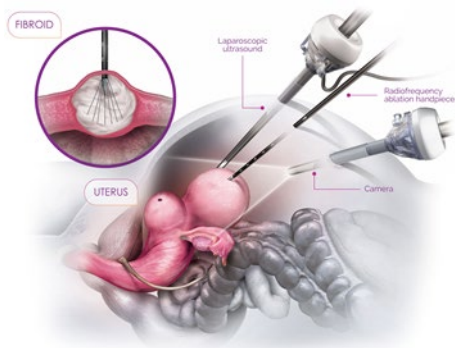
Visualize - Your physician precisely locates each fibroid with the Acesa ultrasound probe and guidance mapping, allowing a full view of your uterus.

Deploy - Next, your physician deploys the tip of the Acesa handpiece into the fibroid while preserving healthy uterine tissue.

Treat - The physician deploys controlled heat through the Acesa handpiece to destroy the fibroid tissue. The physician repeats this process until every targeted fibroid is fully treated.

Finish - Once the procedure is complete, your physician stitches the small incisions on the skin. Ta da!

Recover - You will wake up in the recovery room. Most patients get cleared to go home within two hours. Women typically feel ready to return to work and daily activities after 4-5 days. In terms of when you will see symptom relief - it depends on size of your fibroid and which symptoms you've experienced. Your physician will discuss a symptom relief timeline with you in more detail.



20. What makes Acesa, Acesa?

Our technology allows for a more thorough and less invasive method of treating your fibroids. Let's dig into what makes Acesa different. The latest version of the technology (Acesa ProVu) is a fully integrated system with:

- **Ultrasound Probe** - This allows physicians to locate any and all fibroids you may have. Imagine X-ray vision for your uterus.
- **Acesa Handpiece** - This deploys controlled radiofrequency energy (heat) that destroys fibroid tissue. Imagine a light saber for fibroids.
- **Guidance Mapping** - This provides visual cues for physicians to ensure safe and thorough treatment. Imagine GPS for your car.

21. If the fibroids are not physically removed, how does Acesa work?

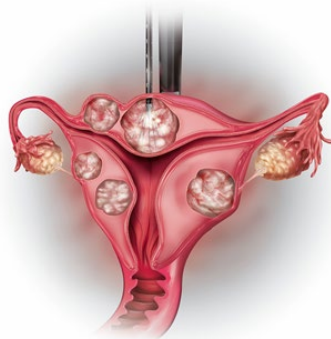
Studies show that fibroids do not have to be completely removed to resolve symptoms.^{1,8} Treating the fibroid cells so they shrink and stop putting pressure on the uterus may help to resolve symptoms. The data in the IDE clinical study showed even a 45.1% average shrinkage in fibroid volume can result in significant improvement in heavy periods, pelvic pain and bulk.¹

As a reminder, Acesa is a treatment for benign (non-cancerous) symptomatic fibroids. If patients are at risk for cancer or malignancy, Acesa is not the appropriate treatment.

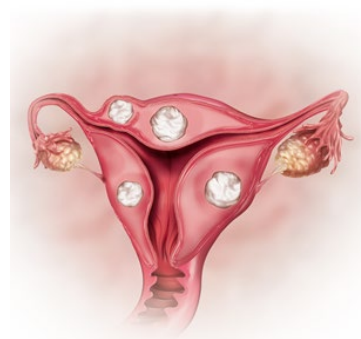
To summarize, Acesa works by heating the fibroid cells from the inside out, not by removing the fibroid. Cell tissues die when they reach a certain temperature. Acesa is designed to heat the fibroid tissue to the point that the tissue dies. The dead fibroid tissue shrinks and shrivels over time. The dead fibroid tissue is not harmful. It gets absorbed by the body, just like any dead tissue cell.³

22. What happens to the fibroid? How much do they shrink?

Once the fibroid is treated, the destroyed fibroid tissue shrinks over time. Total volume shrinkage is dependent on fibroid size and location. From the pivotal trial across 135 patients, there was an average of 45.1% decrease in fibroid volume at 12 months after the procedure.¹ Fibroids may continue to shrink after 12 months; however, results vary.¹



Fibroids before Acesa



Illustrative of fibroids after Acesa

23. What does “laparoscopic” mean?

Laparoscopic surgery is a minimally invasive surgical technique where surgical tools are operated through small “keyholes” in the body and a camera (laparoscope) is used to see inside the body. Laparoscopic means there are only small incisions compared to an open procedure where the surgeon makes a longer incisions.

24. Am I asleep during the Acesa procedure?

Yes, the procedure is performed under general anesthesia. Patients are not awake during the procedure. The procedure cannot be performed under local anesthesia.³

25. Can the Acesa procedure be performed in the office?

No, the procedure cannot be performed under local anesthesia nor in an office setting. Most office procedures do not have the ability to visualize and treat a wide variety of size, location and number of fibroids. Acesa can be performed at an ambulatory surgery center or a hospital.

26. How long does the Acesa procedure take?

Each procedure varies in length based on the number and size of fibroids. Typically, the entire procedure from anesthesia to waking up lasts 1-2 hours.⁷ It may take longer for more fibroids or complications. Results may vary.

27. Is the Acesa procedure painful?

Patients may experience cramping or pelvic pain following the procedure. Typically, patients go home on Tylenol or an NSAID such as ibuprofen. Patients often return to normal activity in 4-5 days.⁶ Results may vary. Patients should discuss the Acesa procedure, including its risks and benefits, with their physician.

What information is available about the procedure?

28. How safe is the Acesa procedure? Is it clinically proven?

Radiofrequency ablation has been used for decades. The idea for laparoscopic radiofrequency ablation (Lap RFA) to treat fibroids, or the Acesa procedure, was first conceived by Bruce Lee, MD in 1999.² The original Acesa System was FDA cleared in November 2012. Since 2012, physicians have performed over 3,500 procedures with over 48 publications.⁵ The newest, most advanced technology, the Acesa ProVu system, was FDA cleared in 2018.

“Our analysis indicates that Lap RFA is associated with low complication rates, minimal EBL, and low reintervention rates. In addition, patients reported major improvement in their HRQL and symptom severity scores compared to reports of more traditional interventions, such as hysterectomy, myomectomy, and UAE.”

– Havryliuk Meta Analysis JSLS 2017

29. What is the difference between Uterine Artery Embolization (UAE) and Acessa?

UAE involves ischemic necrosis which consists of the tissue slowly dying due to lack of blood supply and typically involves an overnight stay for pain management.^{13,7} Acessa uses coagulative necrosis which instantly destroys the fibroid cells and nerve endings with heat and results in the reduction of the fibroid volume over time.¹ Acessa patients typically return home same day.

UAE is performed by interventional radiologists. The Acessa procedure is performed by minimally invasive gynecologic surgeons.¹³

30. What is the difference between Myomectomy vs. Acessa?

Myomectomy cuts fibroids and surgically removes fibroid tissues from the uterus.¹³ Acessa, by comparison, does not require cutting or suturing within the uterus.³ Myomectomy may be considered a minimally invasive surgery because incisions into the abdomen can be small. Acessa may be a less invasive option because there are zero incisions on the uterine surface (serosa) that require suturing, and only 2 to 3 small incision on the skin (myomectomy typically requires 4 to 6 incisions in the skin).

What are the typical results?

31. What are the typical results from the Acessa procedure?

The results of the Overall Treatment Effect Survey of the Pivotal study of 124 patients showed that 94% of the subjects responded that they were very satisfied, moderately satisfied, or somewhat satisfied with the treatment. At 12-months post-treatment, 98% of the subjects reported that they would probably or definitely recommend the procedure to their friends with the same health problem. When asked about the effectiveness of the treatment, at least 94% of the subjects responded that the treatment had been somewhat, moderately, or very effective in eliminating their symptoms.¹

Most patients report they have significantly lighter periods and alleviated pelvic pain and pressure. Often patients who experience “bulking” (looking pregnant with a distended abdomen) from the fibroids report reduced or eliminated bulk symptoms.¹ However, results may vary. To hear directly from patients, search “Acessa” on YouTube. Or explore the video section on www.acesaprocedure.com

32. When will patients feel symptom relief after the Acessa procedure?

The Acessa procedure is able to resolve many of common fibroid symptoms including: extreme periods, stomach swelling and bloating, leg and back pain, stomach and pelvic pain, digestive issues, anemia, pain during sex, frequent urination.¹

Based on Acessa clinical data, the average reduction in menstrual blood loss was 87 mL less blood than baseline periods after 3 months and reduced even further to 103.6 mL less by 6 months.¹ According to HealthLine, 103.6 mL of period blood is equivalent to reducing a period by approximately 20 tampons.

Most patients see the greatest effects 3—6 months after Acessa.^{1,6} However, results may vary. To hear directly from patients, search “Acessa” on YouTube. Or explore the video section on www.acesaprocedure.com

Why haven't I heard about the Acesa procedure before?

33. How long has this option been available, why has my doctor never heard of the Acesa procedure?

Radiofrequency ablation has been used for decades. The idea for laparoscopic radiofrequency ablation (Lap RFA) to treat fibroids, or the Acesa procedure, was first conceived by Dr. Bruce Lee in 1999.² The original Acesa System was FDA cleared in November 2012. Since 2012, physicians have performed over 3,500 procedures with over 48 publications.⁵ The newest, most advanced technology, the Acesa ProVu system, was cleared in 2018.

Acesa Health is on a mission to give women more options. More physicians learn about the Acesa procedure each day.

34. Are there clinical studies I can join?

The Acesa procedure is already FDA cleared for commercial use in the United States.

Additional studies using Acesa technology are described here

- United States - <https://clinicaltrials.gov/ct2/show/NCT02100904>
- Germany - <https://clinicaltrials.gov/ct2/show/NCT03028610>

You should discuss whether you may be eligible for enrollment with your physician.

LEGAL DISCLAIMER:

Acessa Health encourages patients to seek medical attention for typical and atypical symptoms associated with fibroids to help achieve and maintain good health with as high a quality of life as possible. Although many patients may benefit from the Acessa Procedure, this treatment is not for everyone and results may vary. You should talk to your doctor about the potential benefits and risks and whether this treatment is right for you. Information contained on this site is not to be used as a substitute for talking to your doctor. You should always talk to your doctor about diagnosis and treatment information.

REIMBURSEMENT DISCLAIMER:

Reimbursement information is provided for convenience only and is not legal advice or official guidance from payers. It is not intended to increase or maximize reimbursement by any payor. Hospitals and physicians are solely responsible for being in compliance with Medicare and other payor rules and requirements for the information submitted with all claims and appeals. Acessa Health, Inc. does not warrant or guarantee that the use of this information will result in coverage or payment. Before any claims or appeals are submitted, hospitals and physicians should review official payor instructions and requirements, should confirm the accuracy of their coding or billing practices with these payors and should use independent judgment when selecting codes that most appropriately describe the services or supplies provided to a patient. CPT five-digit numeric codes, descriptions, and numeric modifiers are © 2020 AMA. All rights reserved.

RISK STATEMENT:

The Acessa ProVu system is cleared by the FDA for the treatment of symptomatic uterine fibroids under laparoscopic ultrasound guidance. The Acessa procedure is generally safe but complications may occur and can be serious.

Risks and complications associated with the Acessa procedure include, but are not limited to: skin burns from the dispersion of radiofrequency energy, mild intra-operative bleeding, transient urinary retention or urinary tract infection, adhesion formation, post-procedural discomfort (cramping, pelvic pain), and transient amenorrhea, infection, injury to adjacent structures, vaginal bleeding and temporary anemia, blood loss requiring transfusion or hysterectomy, pneumothorax, wound dehiscence, deep vein thrombosis and pulmonary embolus, treatment failure, and complications related to laparoscopy and/or general anesthesia including death. Insufficient data exist on which to evaluate the safety and effectiveness of Acessa procedure in women who plan future pregnancy. Therefore, the Acessa procedure is not recommended for women who are planning future pregnancy. There is limited data regarding pregnancy following the Acessa procedure, if you become pregnant following the Acessa procedure, you should contact your doctor immediately. Please consult with your doctor to understand the risks and benefits of surgery and find out if Acessa may be right for you. Rx Only.

Sources

1. SG Chudnoff, et al. Outpatient Procedure for the Treatment and Relief of Symptomatic Uterine Myomas. *Obstetrics and Gynecology*, 2013;121(5):1075–82.
 2. Interviews with Dr. Bruce Lee, inventor of the idea of using laparoscopic radiofrequency ablation for fibroids
 3. Acesa ProVu Instructions for Use, ProVu Users Guide PL-01-0040
 4. Marcel Grube, MD, Felix Neis, MD, Sara Y. Brucker, MD, Stefan Kommos, PhD, Martin Weiss, MD, Sascha Hoffman, MD, Florin-Andrei Taran, MD, Bernhard Krämer, PhD. Uterine fibroids: current trends and strategies. *Surg Technol Int*. 2019 Mar 18:34. PMID: 30888674
 5. Acesa Health Corporate data, proprietary system
 6. R Robles, V Aguirre, Al Argueta, MR Guerrero, Laparoscopic radiofrequency volumetric thermal ablation of uterine myomas with 12 months of follow-up, *Int J Gynecol Obstet* 2013; 120:65-9
 7. Braun, K. M., Sheridan, M., Latif, E. Z., Regush, L., Maksymowicz, A., Weins, L., ... Sanders, B. H. (2016). Surgeons' early experience with the Acesa™ procedure: gaining proficiency with new technology. *International journal of women's health*, 8, 669–675. doi:10.2147/IJWH.S119265
 8. Linda D Bradley, MD, Resad P. Pasic, MD, Larry E Miller, PhD. Clinical Performance of Radiofrequency Ablation for Treatment of Uterine Fibroids: Systematic Review and Meta-Analysis of Prospective Studies. *J Laparoendosc Adv Surg Tech A* 2019 Nov 8; doi:10.1089/lap.2019.0550
 9. Leteo Lin, MD, Haocheng Ma, MD, Jian Wang, MD, Haitao Guan, MD, Min Yang, MD, Xiaoqiang Tong, MD and Yinghua Zou, MD. Quality of life, adverse events and reintervention outcomes after radiofrequency ablation for symptomatic uterine fibroids: a meta-analysis. *J Minim Invasive Gynecol* 2019;26(3):409-416. Doi:10.1016/j.jmig.2018.09.772: PMID: 30253997
 10. Yelena Havryliuk, MD, Robert Setton, MD, John Carlow, EdD, MPH, Barry D. Shaktman, MD, Management of symptomatic fibroids: review and meta-analysis of the literature (2006 -2016), *Journal of the Society of Laparoendoscopic Surgeons*, Vol. 21 (3) Jul-Sept 2017
 11. Jay M. Berman, MD, Richard S. Guido, MD, José Gerardo Garza Leal, MD, Rodolfo Robles Pemuelier, MD, Fredrick S. Whaley, PhD, Scott G. Chudnoff, MD, MS, Three years' outcome from the Halt trial: a prospective analysis of radiofrequency volumetric thermal ablation of ,yomas, *The Journal of Minimally Invasive Gynecology* 2014; 21(5):767.
 12. Sara Y. Brucker, Markus Hahn, Dorit Kraemer, Florin Andrei Taran, Keith B. Isaacson, Bernhard Krämer. Initial results from a randomized controlled study of laparoscopic radiofrequency volumetric thermal ablation of fibroids and laparoscopic myomectomy, *International Journal of Gynecology and Obstetrics* 2014 available online at <http://authors.elsevier.com/sd/article/S0020729214001040>
 13. Mayo Clinic – Uterine Fibroids - www.mayoclinic.org/diseases-conditions/uterine-fibroids/symptoms-causes/syc-20354288
 14. Acesa ProVu Instructions for Use, ProVu Users Guide PL-01-0040
 15. Leppert PC, Jayes FL, Segars JH. The extracellular matrix contributes to mechanotransduction in uterine fibroids. *Obstet Gynecol Int*. 2014;2014:783289. doi:10.1155/2014/783289
-