




























Treatment Comparison Chart

Comparing treatments is complicated. The truth is, treatment decisions should be made with a physician and be driven by what's most important to you (go get that second opinion if you feel like you need it!). Here's an overview of common fibroid treatment options; keep in mind there are risks and benefits associated with every procedure, and not all procedures are right for every woman.

	Acessa	Myomectomy	Hysterectomy	Hysteroscopic Myomectomy	UAE
Minially Invasive					
Identifies More Fibroids⁹			N/A		
Addresses Fibroids in all Locations¹					
Addresses Bloating Symptoms^{1,7}					
Addresses Heavy Periods^{1,7}					
Recovery Time^{7,44}	4-5 days ¹	14-42 days ⁴⁰	21-42 days ⁴⁷	varies 2-3 day ⁴⁴	7-10 days ^{45,46}
				N/A	
	Fully Applies	Somewhat Applies	Does Not Apply	Not Applicable	

Acessa The Acessa procedure utilizes a laparoscopic ultrasound probe and radiofrequency ablation to destroy fibroid tissue by applying controlled heat energy through a small needle array. The destroyed fibroid tissue changes consistency and shrinks over time.

Myomectomy A myomectomy is an advanced surgical procedure that cuts fibroids from the uterus. It can be performed open (abdominal incision) or minimally invasively-laparoscopic (robotic or straight stick).

Hysterectomy It is a surgical procedure that removes the entire uterus from the body. It can be performed open (abdominal incision), or minimally invasively-laparoscopic (robotic or straight stick), or hysteroscopic (through the vagina).

Hysteroscopic Myomectomy This procedure is performed by a physician inserting a small, lighted instrument through the vagina and cervix and into the uterus to cut out fibroids within the uterine cavity.

UAE UAE, or Uterine Artery Embolization, also known as UFE, or Uterine Fibroid Embolization, is a fibroid treatment performed by an interventional radiologist where blood flow is cut off from the uterus causing fibroids to shrink and die.